



# Annual Traffic Accident Report for Year 2016



Date Range : 1/1/2016 to 12/31/2016

<b>All Crashes</b> Traffic Crashes: <b>9,097</b> Drivers Involved: <b>17,822</b> Hit and Run Crashes: <b>1,481</b> Commercial Vehicles Crashes: <b>782</b> Average Crashes Per Day: <b>25</b>	<b>Motorcycle Crashes</b> Motorcycle Crashes: <b>86</b> Motorcyclists Killed: <b>2</b> Motorcyclists Injured: <b>71</b>
<b>Fatal Crashes, Fatalities, and Seatbelts</b> Fatal Crashes: <b>27</b> Fatalities: <b>28</b> Fatalities No Seatbelts: <b>10</b>	<b>Age</b> Crashes Involving Driver < 18: <b>3,081</b> Crashes Involving Driver 18 to 25: <b>3,894</b> Crashes Involving Driver 26 to 50: <b>7,502</b> Crashes Involving Driver 51 to 60: <b>1,841</b> Crashes Involving Driver > 60: <b>1,504</b>
<b>Injury Crashes and Injuries</b> Injury Crashes: <b>2,097</b> Total Injuries: <b>3,297</b> <b>Injury Types</b> Incapacitating Injury: <b>91</b> Non-Incapacitating Injury: <b>937</b> Possible Injury: <b>2,269</b>	<b>Gender</b> All Crashes Involving Male Drivers: <b>9,250</b> All Crashes Involving Female Drivers: <b>6,351</b>
<b>Alcohol Related Crashes</b> Alcohol-Related Crashes: <b>166</b> Alcohol Related Fatality Crashes: <b>3</b> Alcohol-Related Fatalities: <b>3</b>	<b>Driver Status</b> All Crashes Involving Licensed Drivers: <b>13,561</b> All Crashes Involving Unlicensed Drivers: <b>2,881</b> All Crashes Involving Insured Drivers: <b>15,939</b> All Crashes Involving Uninsured Drivers: <b>2,552</b>
<b>Speed Zones</b> Crashes in < 30 MPH zones: <b>941</b> Crashes in 30 MPH zones: <b>4,889</b> Crashes in 35 to 50 MPH zones: <b>1,354</b> Crashes in > 55 MPH zones: <b>485</b>	<b>Crash Factors/Driver Behavior</b> Speeding: <b>84</b> Failed to Yield ROW: <b>1,419</b> Improper Backing: <b>948</b> Improper Lane Change: <b>564</b> Improper Turn: <b>437</b> Followed Too Closely: <b>317</b> Disregarded Traffic Control Device/Sign: <b>224</b> Disregarded Stop Sign: <b>268</b> Improper Passing: <b>199</b> Drove Left of Center: <b>24</b> Driving Wrong-way: <b>106</b> DWI: <b>516</b> DUI - Drugs: <b>28</b> Fleeing Police: <b>63</b> Driver Inattention/Distraction: <b>1,269</b> All Other: <b>5,094</b>
<b>Pedestrian Crashes</b> Pedestrian Crashes: <b>129</b> Pedestrians Killed: <b>8</b> Pedestrians Injured: <b>106</b>	
<b>Bicycle Crashes</b> Bicycle Crashes: <b>35</b> Bicyclist Killed: <b>1</b> Bicyclist Injured: <b>26</b>	

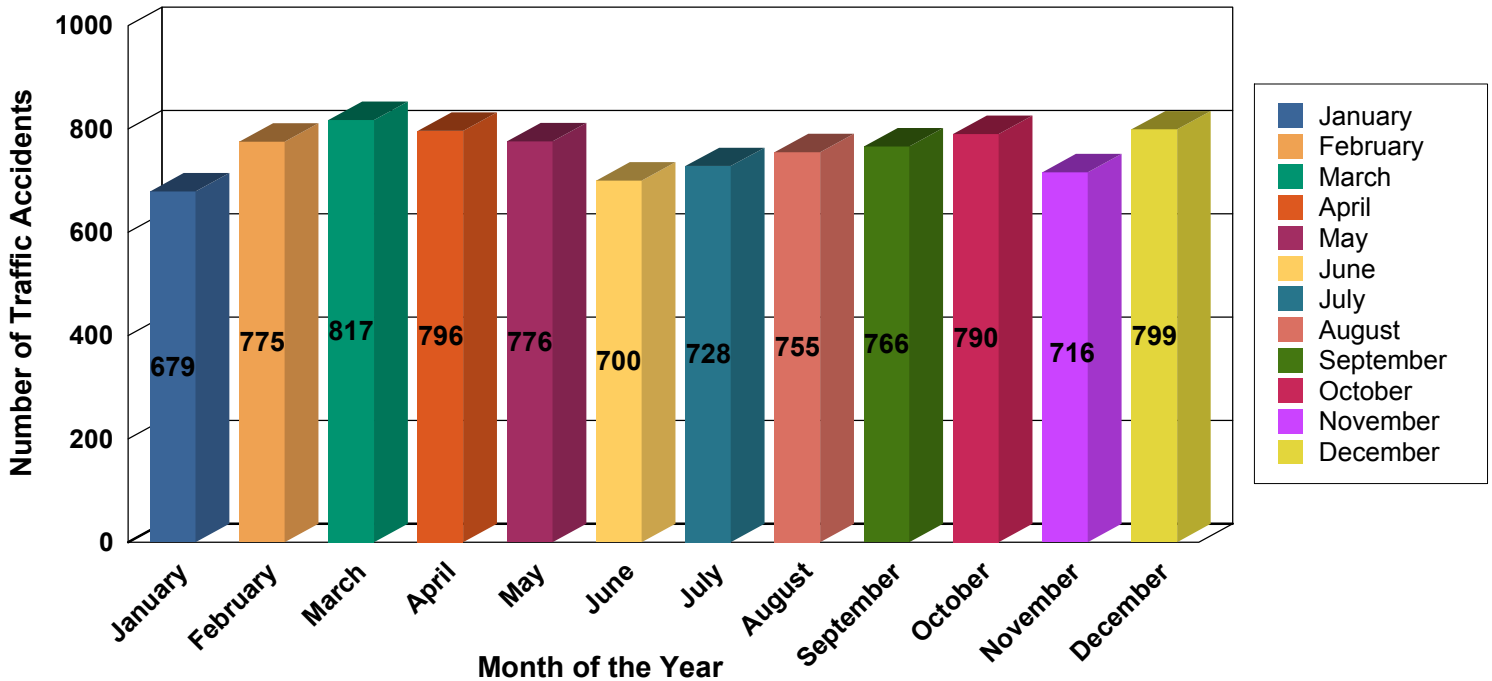


# Annual Traffic Accident Report for Year 2016

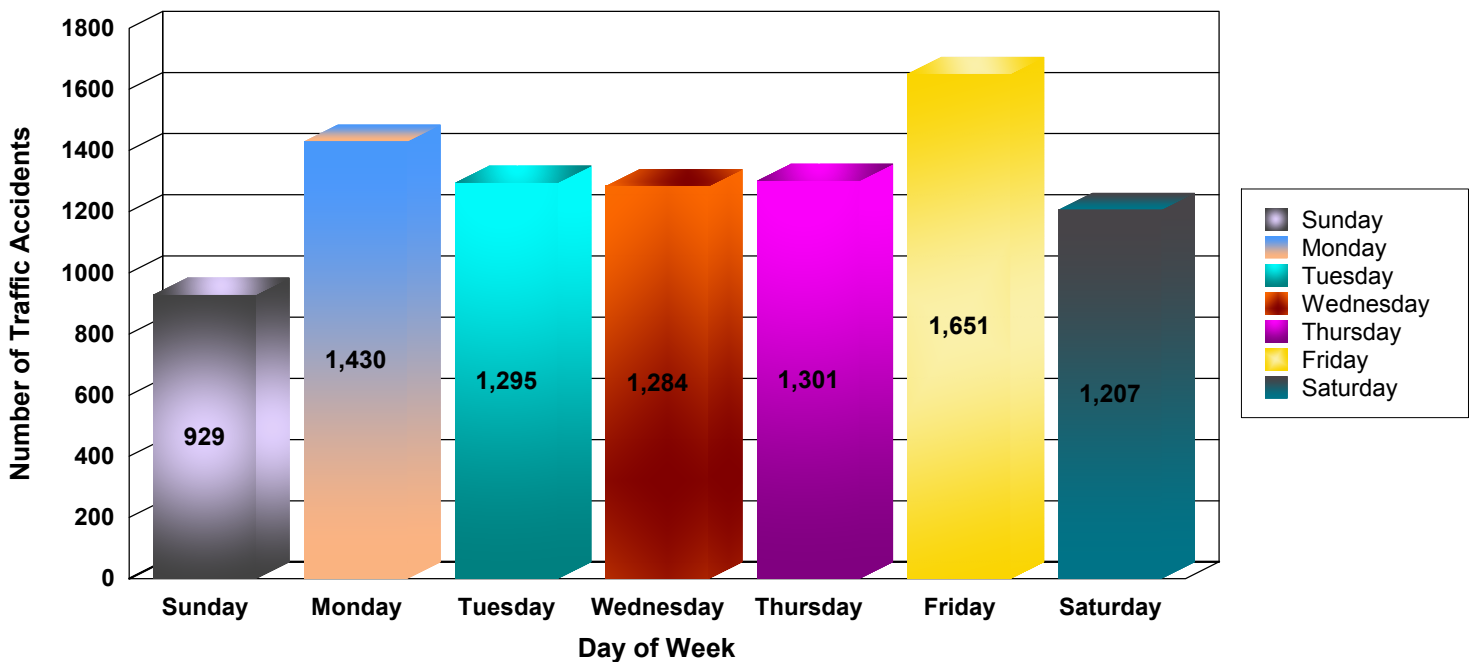
LAREDO  
**POLICE**  
DEPARTMENT

Date Range : 1/1/2016 to 12/31/2016

## Traffic Accidents By Month



## Number of Traffic Accidents by Day of Week



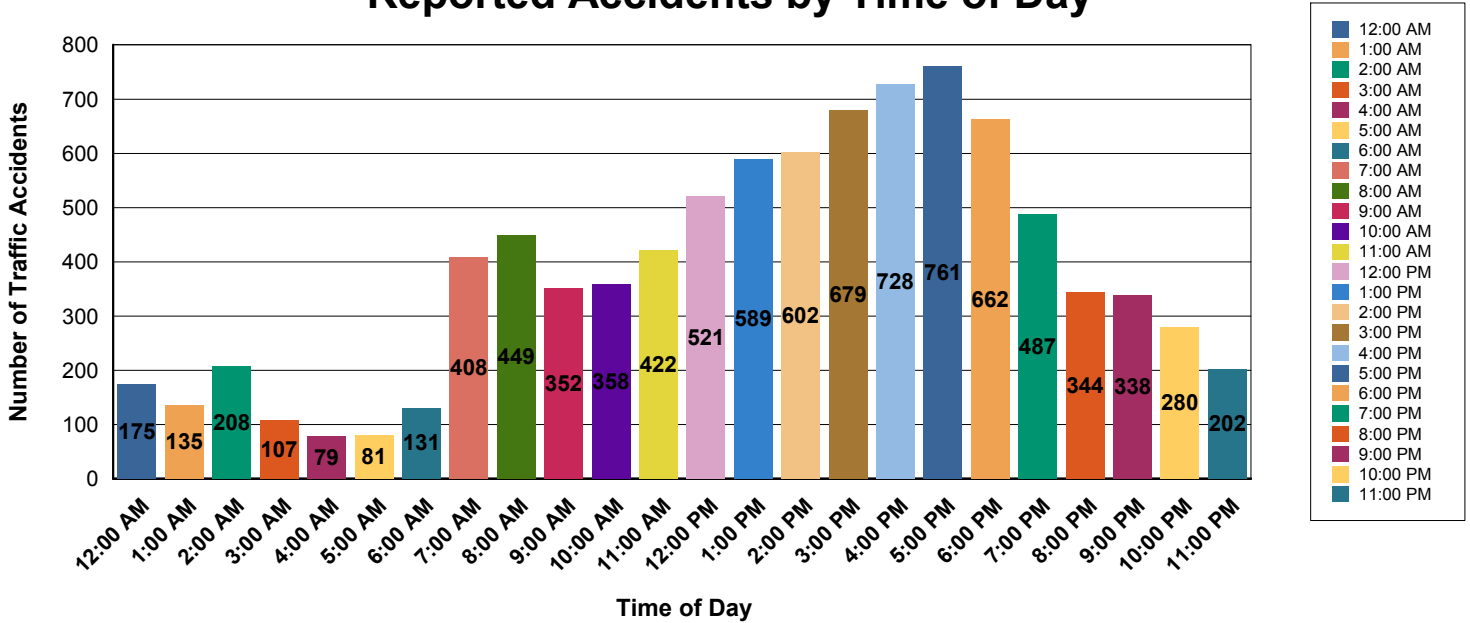


# Annual Traffic Accident Report for Year 2016

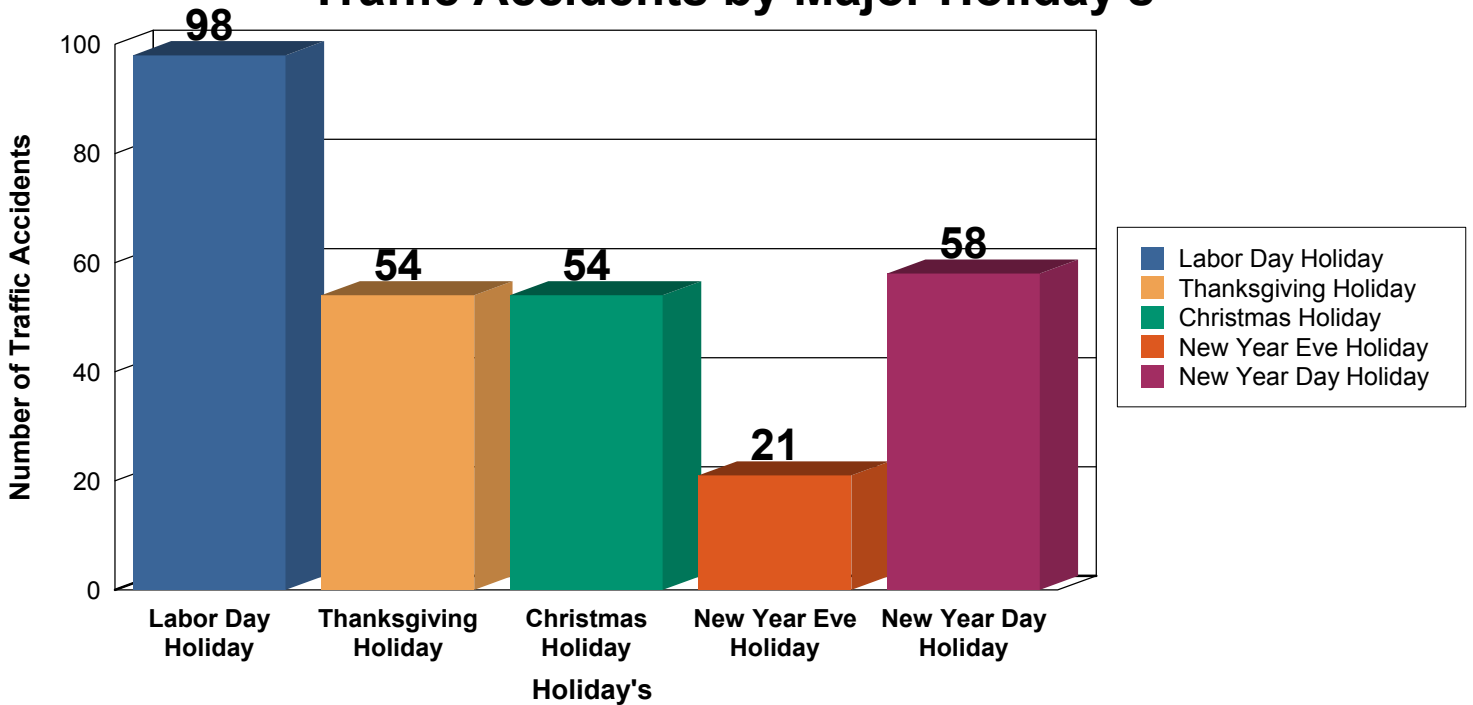


Date Range : 1/1/2016 to 12/31/2016

## Reported Accidents by Time of Day



## Traffic Accidents by Major Holiday's





# Annual Traffic Accident Report for Year 2016

LAREDO  
**POLICE**  
DEPARTMENT

Date Range : 1/1/2016 to 12/31/2016

## Fatalities During Major Holiday's

