



Annual Traffic Accident Report for Year 2015



Date Range : 1/1/2015 to 12/31/2015

All Crashes Traffic Crashes: 9,221 Drivers Involved: 17,974 Hit and Run Crashes: 1,549 Commercial Vehicles Crashes: 941 Average Crashes Per Day: 25	Motorcycle Crashes Motorcycle Crashes: 73 Motorcyclists Killed: Motorcyclists Injured: 58
Fatal Crashes, Fatalities, and Seatbelts Fatal Crashes: 13 Fatalities: 13 Fatalities No Seatbelts: 4	Age Crashes Involving Driver < 18: 3,265 Crashes Involving Driver 18 to 25: 3,811 Crashes Involving Driver 26 to 50: 7,684 Crashes Involving Driver 51 to 60: 1,800 Crashes Involving Driver > 60: 1,414
Injury Crashes and Injuries Injury Crashes: 2,004 Total Injuries: 3,269 Injury Types Incapacitating Injury 111 Non-Incapacitating Injury 816 Possible Injury 2,342	Gender All Crashes Involving Male Drivers: 9,619 All Crashes Involving Female Drivers: 6,308
Alcohol Related Crashes Alcohol-Related Crashes: 207 Alcohol Related Fatality Crashes: 3 Alcohol-Related Fatalities: 3	Driver Status All Crashes Involving Licensed Drivers: 13,639 All Crashes Involving Unlicensed Drivers: 2,766 All Crashes Involving Insured Drivers: 16,233 All Crashes Involving Uninsured Drivers: 2,222
Speed Zones Crashes in < 30 MPH zones: 1,144 Crashes in 30 MPH zones: 4,813 Crashes in 35 to 50 MPH zones: 1,871 Crashes in > 55 MPH zones: 392	Crash Factors/Driver Behavior Speeding: 91 Failed to Yield ROW: 1,354 Improper Backing: 1,064 Improper Lane Change: 587 Improper Turn: 463 Followed Too Closely: 285 Disregarded Traffic Control Device/Sign: 302 Disregarded Stop Sign: 230 Improper Passing: 259 Drove Left of Center: 20 Driving Wrong-way: 89 DWI: 483 DUI - Drugs: 21 Fleeing Police: 62 Driver Inattention/Distraction: 1,262 All Other: 4,923
Pedestrian Crashes Pedestrian Crashes: 131 Pedestrians Killed: 5 Pedestrians Injured: 113	
Bicycle Crashes Bicycle Crashes: 28 Bicyclist Killed: Bicyclist Injured: 19	

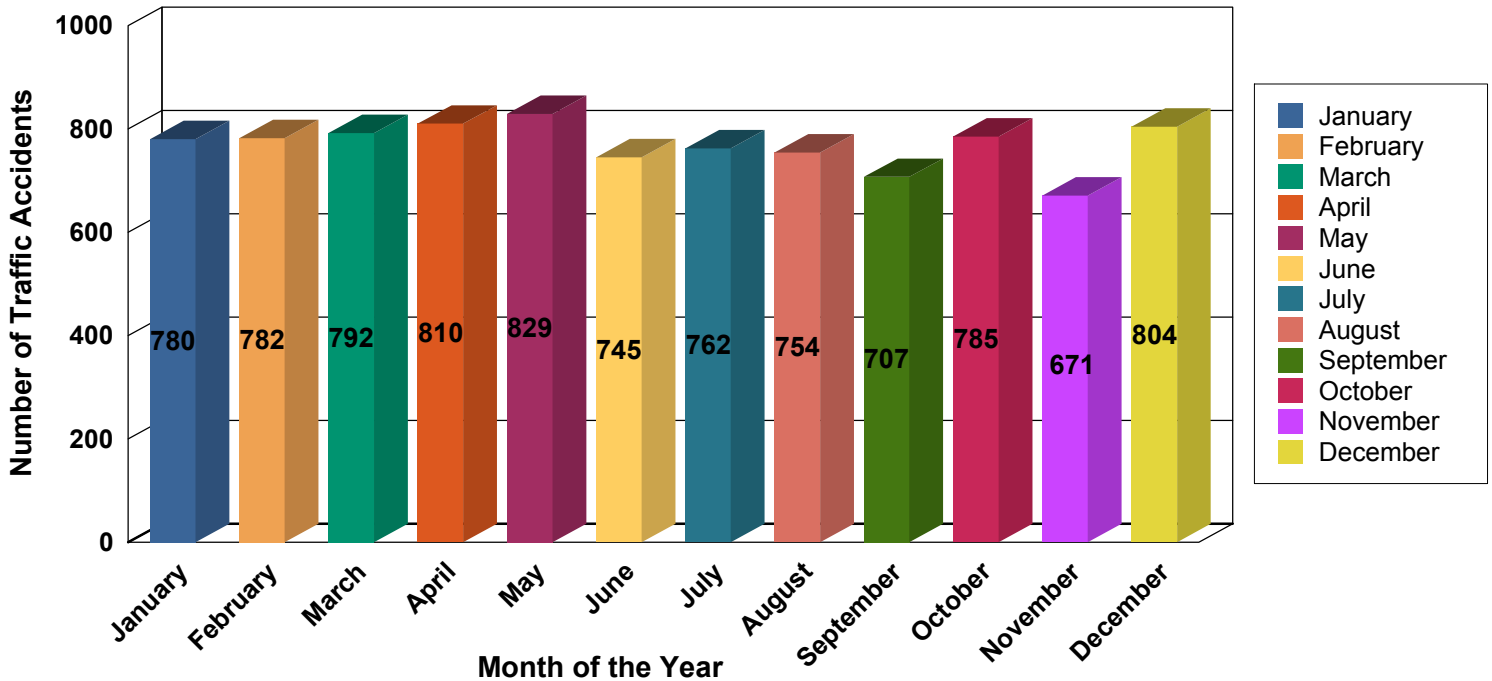


Annual Traffic Accident Report for Year 2015

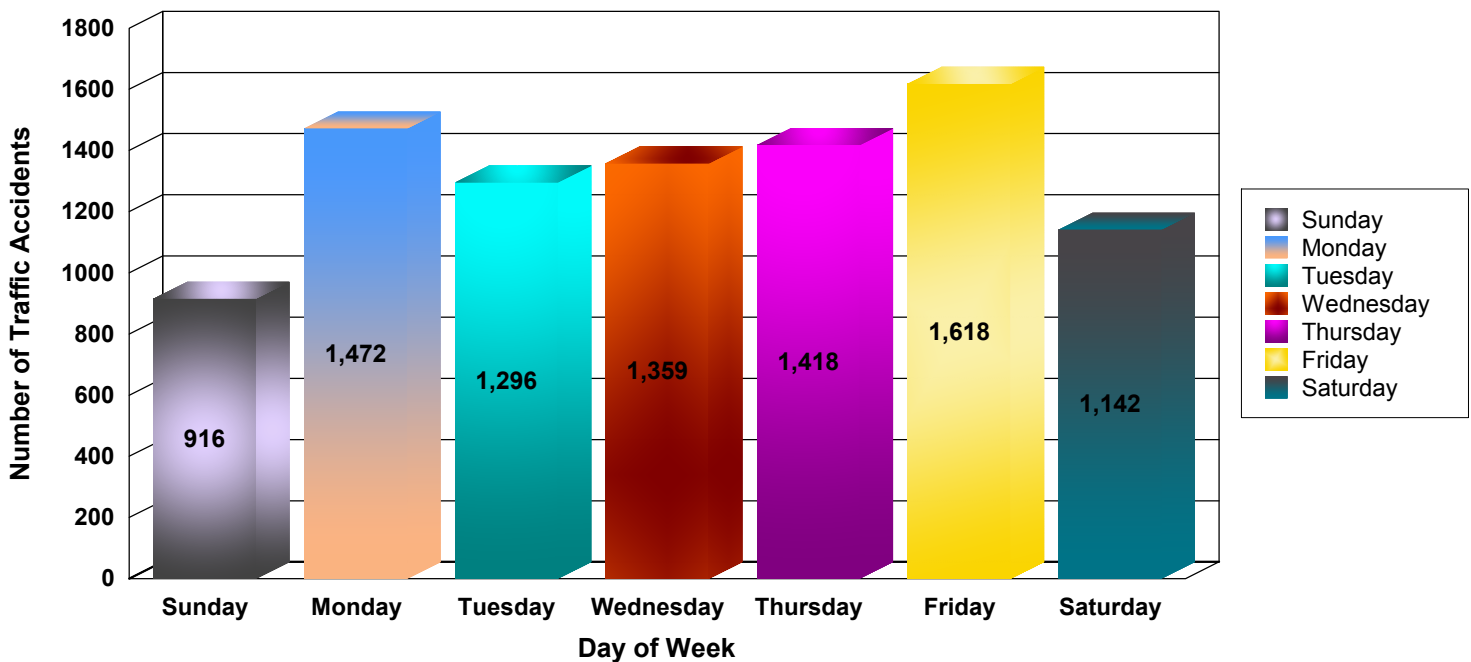
LAREDO
POLICE
DEPARTMENT

Date Range : 1/1/2015 to 12/31/2015

Traffic Accidents By Month



Number of Traffic Accidents by Day of Week



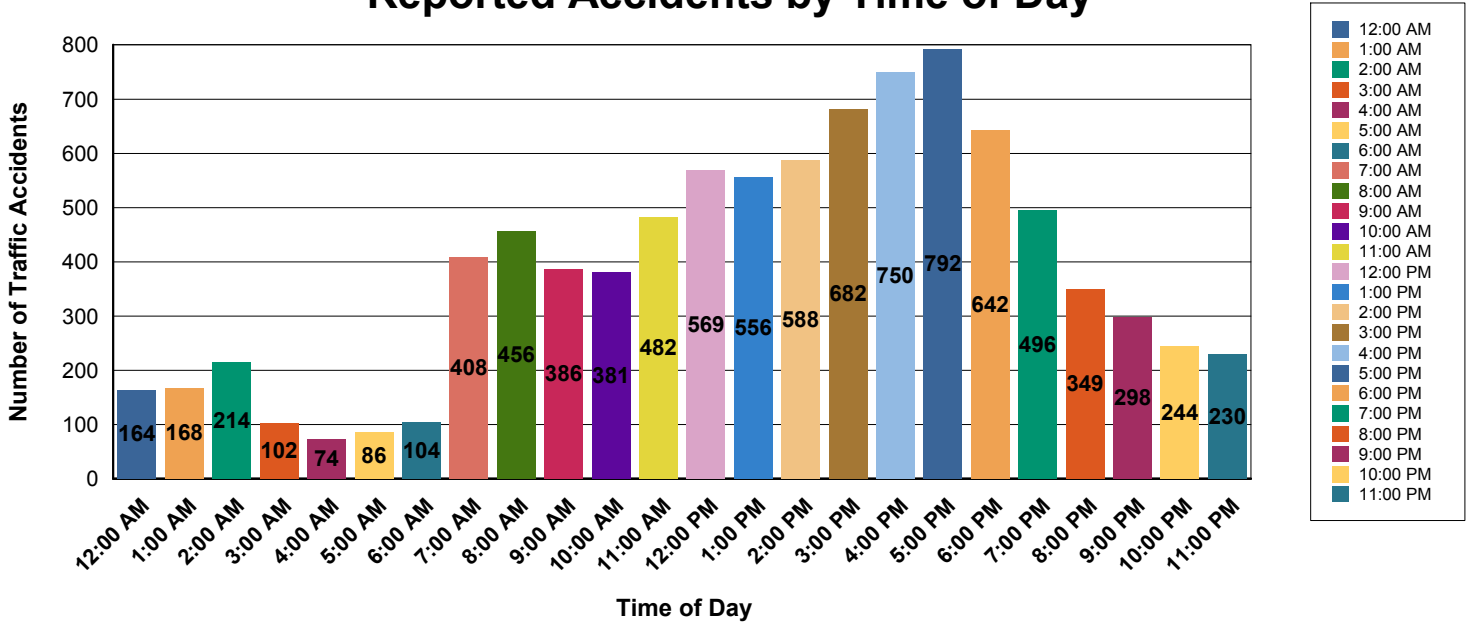


Annual Traffic Accident Report for Year 2015

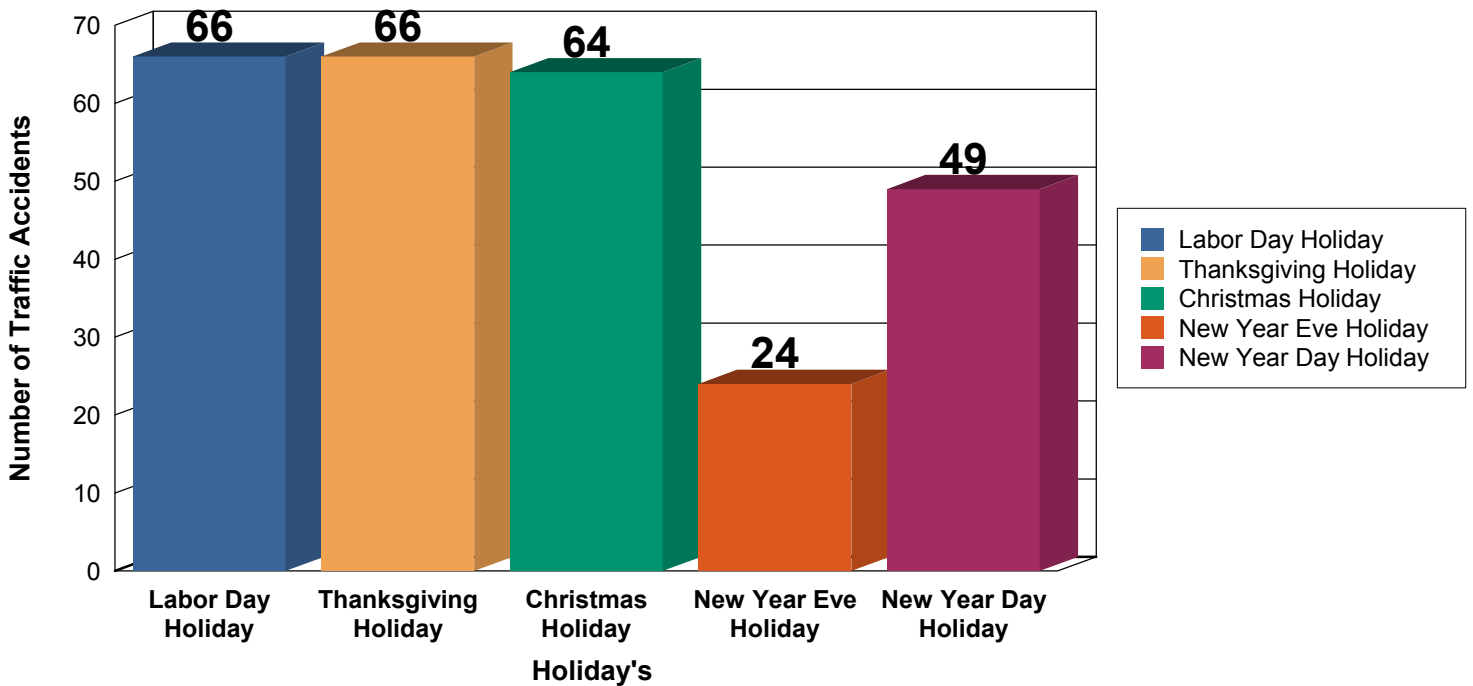


Date Range : 1/1/2015 to 12/31/2015

Reported Accidents by Time of Day



Traffic Accidents by Major Holiday's





Annual Traffic Accident Report for Year 2015

LAREDO
POLICE
DEPARTMENT

Date Range : 1/1/2015 to 12/31/2015

Fatalities During Major Holiday's

