



Annual Traffic Accident Report for Year 2013



Date Range : 1/1/2013 to 12/31/2013

All Crashes Traffic Crashes: 8,436 Drivers Involved: 16,422 Hit and Run Crashes: 1,432 Commercial Vehicles Crashes: 779 Average Crashes Per Day: 23	Motorcycle Crashes Motorcycle Crashes: 71 Motorcyclists Killed: 1 Motorcyclists Injured: 56
Fatal Crashes, Fatalities, and Seatbelts Fatal Crashes: 15 Fatalities: 16 Fatalities No Seatbelts: 5	Age Crashes Involving Driver < 18: 3,019 Crashes Involving Driver 18 to 25: 3,485 Crashes Involving Driver 26 to 50: 7,115 Crashes Involving Driver 51 to 60: 1,588 Crashes Involving Driver > 60: 1,215
Injury Crashes and Injuries Injury Crashes: 1,945 Total Injuries: 2,955 Injury Types Incapacitating Injury: 121 Non-Incapacitating Injury: 834 Possible Injury: 2,000	Gender All Crashes Involving Male Drivers: 8,385 All Crashes Involving Female Drivers: 5,788
Alcohol Related Crashes Alcohol-Related Crashes: 225 Alcohol Related Fatality Crashes: 3 Alcohol-Related Fatalities: 3	Driver Status All Crashes Involving Licensed Drivers: 12,774 All Crashes Involving Unlicensed Drivers: 2,348 All Crashes Involving Insured Drivers: 14,602 All Crashes Involving Uninsured Drivers: 1,380
Speed Zones Crashes in < 30 MPH zones: 1,531 Crashes in 30 MPH zones: 4,159 Crashes in 35 to 50 MPH zones: 2,007 Crashes in > 55 MPH zones: 344	Crash Factors/Driver Behavior Speeding: 73 Failed to Yield ROW: 1,175 Improper Backing: 1,100 Improper Lane Change: 488 Improper Turn: 442 Followed Too Closely: 386 Disregarded Traffic Control Device/Sign: 130 Disregarded Stop Sign: 326 Improper Passing: 188 Drove Left of Center: 32 Driving Wrong-way: 74 DWI: 381 DUI - Drugs: 9 Fleeing Police: 50 Driver Inattention/Distraction: 1,068 All Other: 4,186
Pedestrian Crashes Pedestrian Crashes: 150 Pedestrians Killed: 6 Pedestrians Injured: 131	
Bicycle Crashes Bicycle Crashes: 37 Bicyclist Killed: 1 Bicyclist Injured: 30	

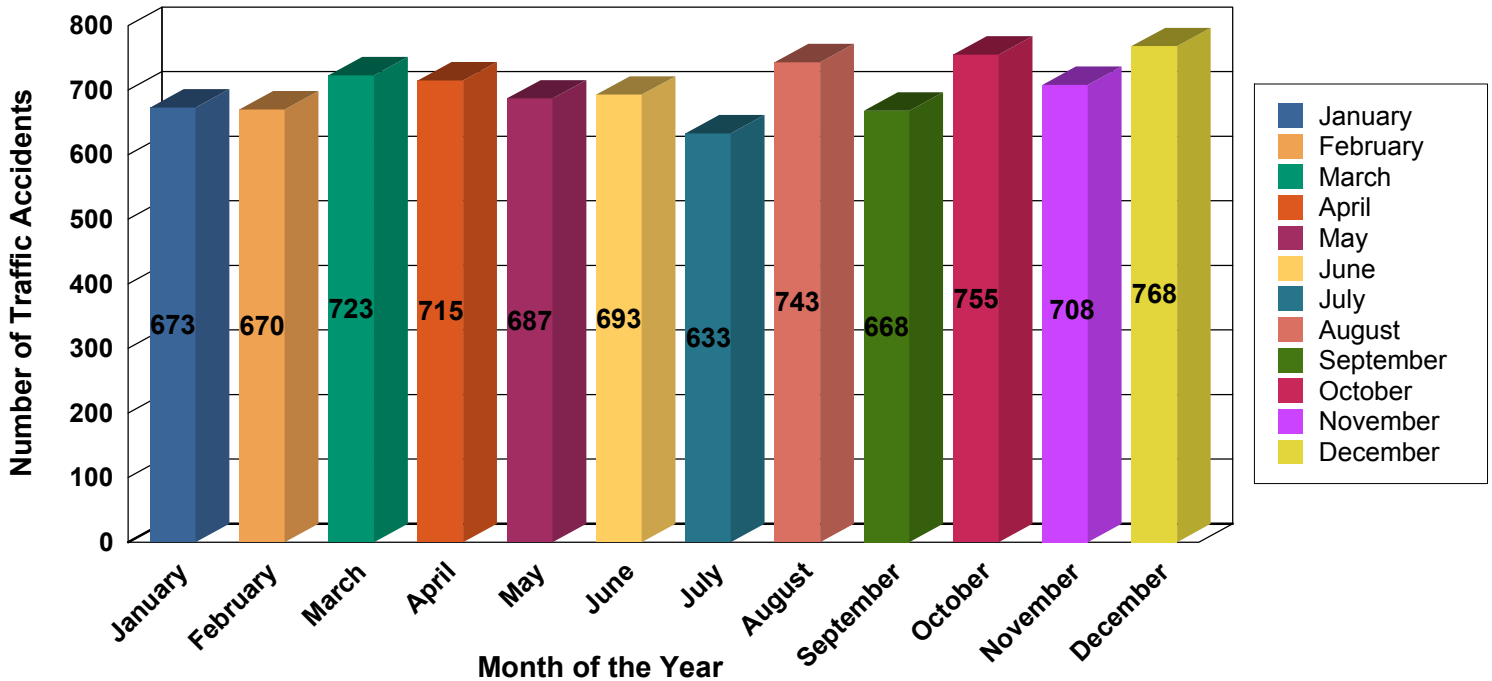


Annual Traffic Accident Report for Year 2013

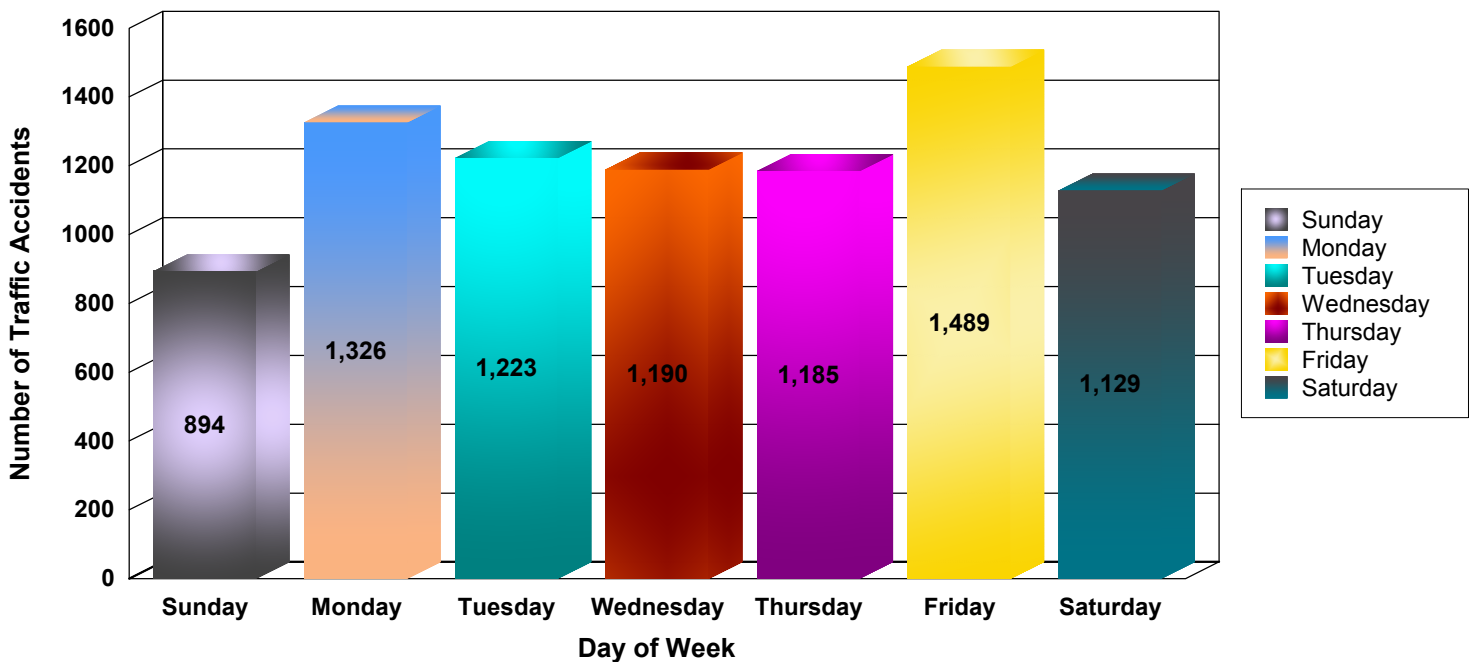
LAREDO
POLICE
DEPARTMENT

Date Range : 1/1/2013 to 12/31/2013

Traffic Accidents By Month



Number of Traffic Accidents by Day of Week



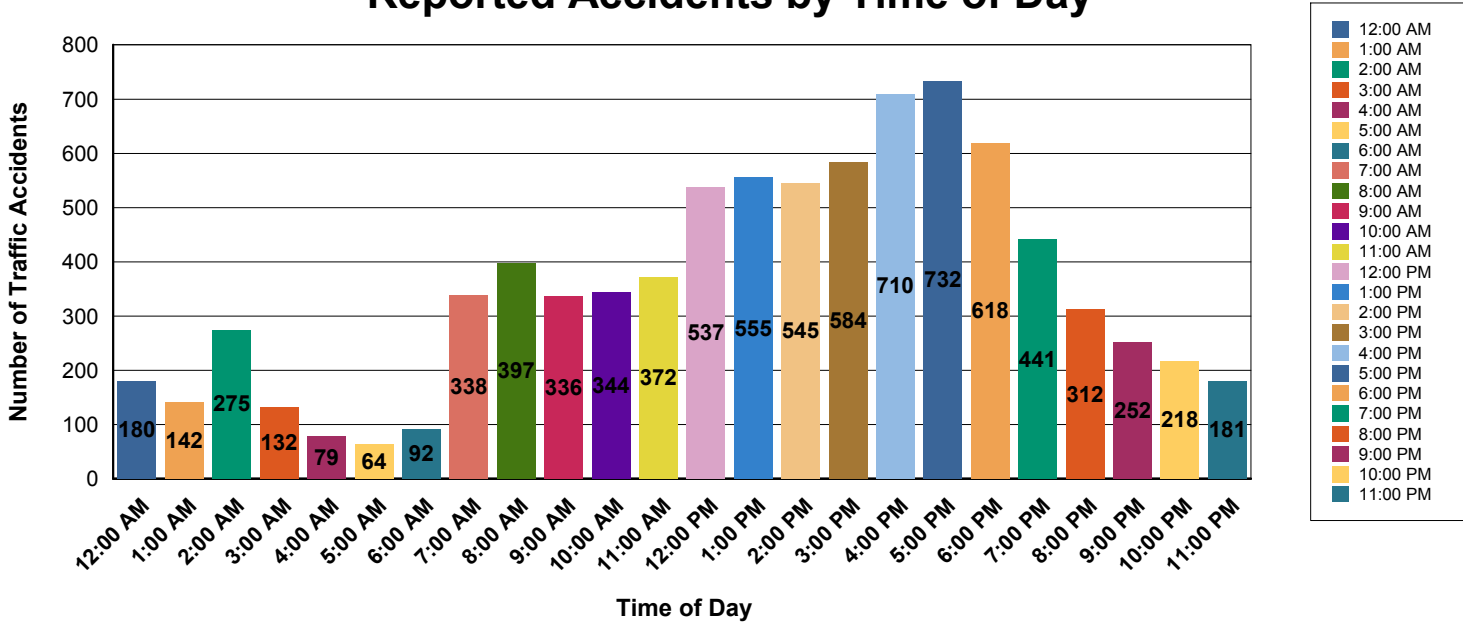


Annual Traffic Accident Report for Year 2013

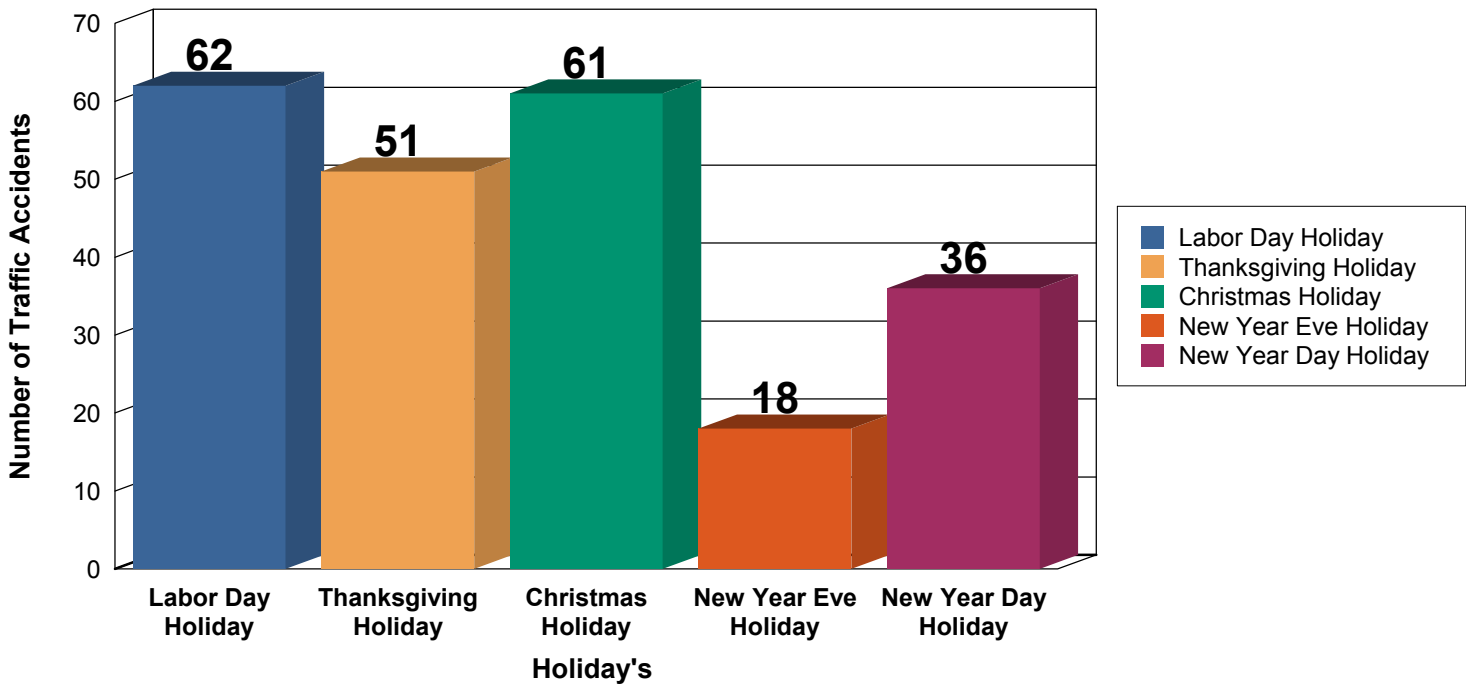


Date Range : 1/1/2013 to 12/31/2013

Reported Accidents by Time of Day



Traffic Accidents by Major Holiday's





Annual Traffic Accident Report for Year 2013

LAREDO
POLICE
DEPARTMENT

Date Range : 1/1/2013 to 12/31/2013

Fatalities During Major Holiday's

