



# Annual Traffic Accident Report for Year 2012



Date Range : 1/1/2012 to 12/31/2012

|   |   |
|---|---|
| <b>All Crashes</b><br>Traffic Crashes: <b>8,377</b><br>Drivers Involved: <b>16,293</b><br>Hit and Run Crashes: <b>1,368</b><br>Commercial Vehicles Crashes: <b>785</b><br>Average Crashes Per Day: <b>23</b>                            | <b>Motorcycle Crashes</b><br>Motorcycle Crashes: <b>86</b><br>Motorcyclists Killed: <b>2</b><br>Motorcyclists Injured: <b>59</b>  |
| <b>Fatal Crashes, Fatalities, and Seatbelts</b><br>Fatal Crashes: <b>13</b><br>Fatalities: <b>13</b><br>Fatalities No Seatbelts: <b>8</b>   | <b>Age</b><br>Crashes Involving Driver < 18: <b>3,088</b><br>Crashes Involving Driver 18 to 25: <b>3,327</b><br>Crashes Involving Driver 26 to 50: <b>7,081</b><br>Crashes Involving Driver 51 to 60: <b>1,608</b><br>Crashes Involving Driver > 60: <b>1,189</b>   |
| <b>Injury Crashes and Injuries</b><br>Injury Crashes: <b>1,789</b><br>Total Injuries: <b>2,854</b><br><b>Injury Types</b><br>Incapacitating Injury: <b>99</b><br>Non-Incapacitating Injury: <b>741</b><br>Possible Injury: <b>2,014</b> | <b>Gender</b><br>All Crashes Involving Male Drivers: <b>8,190</b><br>All Crashes Involving Female Drivers: <b>5,735</b>   |
| <b>Alcohol Related Crashes</b><br>Alcohol-Related Crashes: <b>207</b><br>Alcohol Related Fatality Crashes: <b>1</b><br>Alcohol-Related Fatalities: <b>1</b>   | <b>Driver Status</b><br>All Crashes Involving Licensed Drivers: <b>12,873</b><br>All Crashes Involving Unlicensed Drivers: <b>2,136</b><br>All Crashes Involving Insured Drivers: <b>14,594</b><br>All Crashes Involving Uninsured Drivers: <b>1,264</b>  |
| <b>Speed Zones</b><br>Crashes in < 30 MPH zones: <b>1,368</b><br>Crashes in 30 MPH zones: <b>4,228</b><br>Crashes in 35 to 50 MPH zones: <b>2,000</b><br>Crashes in > 55 MPH zones: <b>271</b>  | <b>Crash Factors/Driver Behavior</b><br>Speeding: <b>60</b><br>Failed to Yield ROW: <b>1,243</b><br>Improper Backing: <b>1,076</b><br>Improper Lane Change: <b>438</b><br>Improper Turn: <b>424</b><br>Followed Too Closely: <b>303</b><br>Disregarded Traffic Control Device/Sign: <b>124</b><br>Disregarded Stop Sign: <b>286</b><br>Improper Passing: <b>170</b><br>Drove Left of Center: <b>28</b><br>Driving Wrong-way: <b>63</b><br>DWI: <b>330</b><br>DUI - Drugs: <b>10</b><br>Fleeing Police: <b>53</b><br>Driver Inattention/Distraction: <b>914</b><br>All Other: <b>4,191</b> |
| <b>Pedestrian Crashes</b><br>Pedestrian Crashes: <b>109</b><br>Pedestrians Killed: <b>1</b><br>Pedestrians Injured: <b>95</b>   |   |
| <b>Bicycle Crashes</b><br>Bicycle Crashes: <b>37</b><br>Bicyclist Killed: <b>1</b><br>Bicyclist Injured: <b>30</b>  |   |

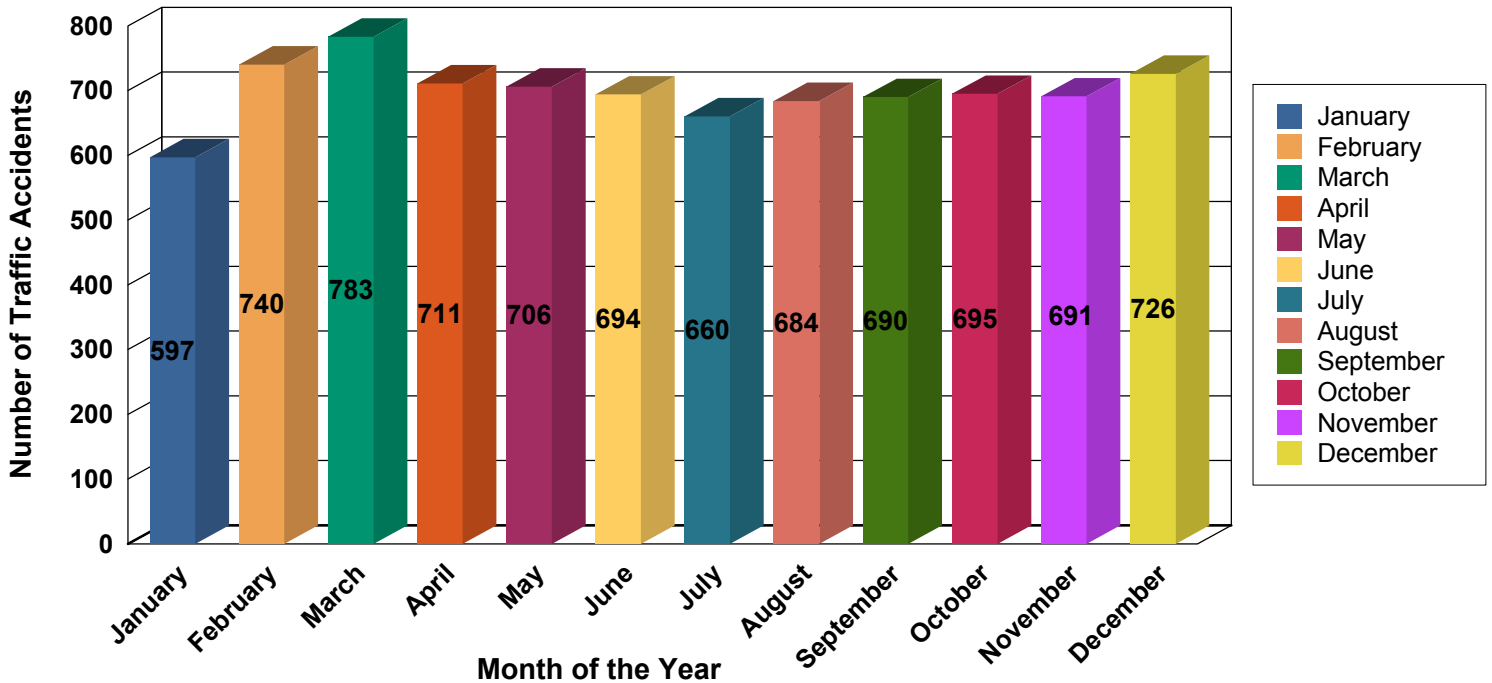


# Annual Traffic Accident Report for Year 2012

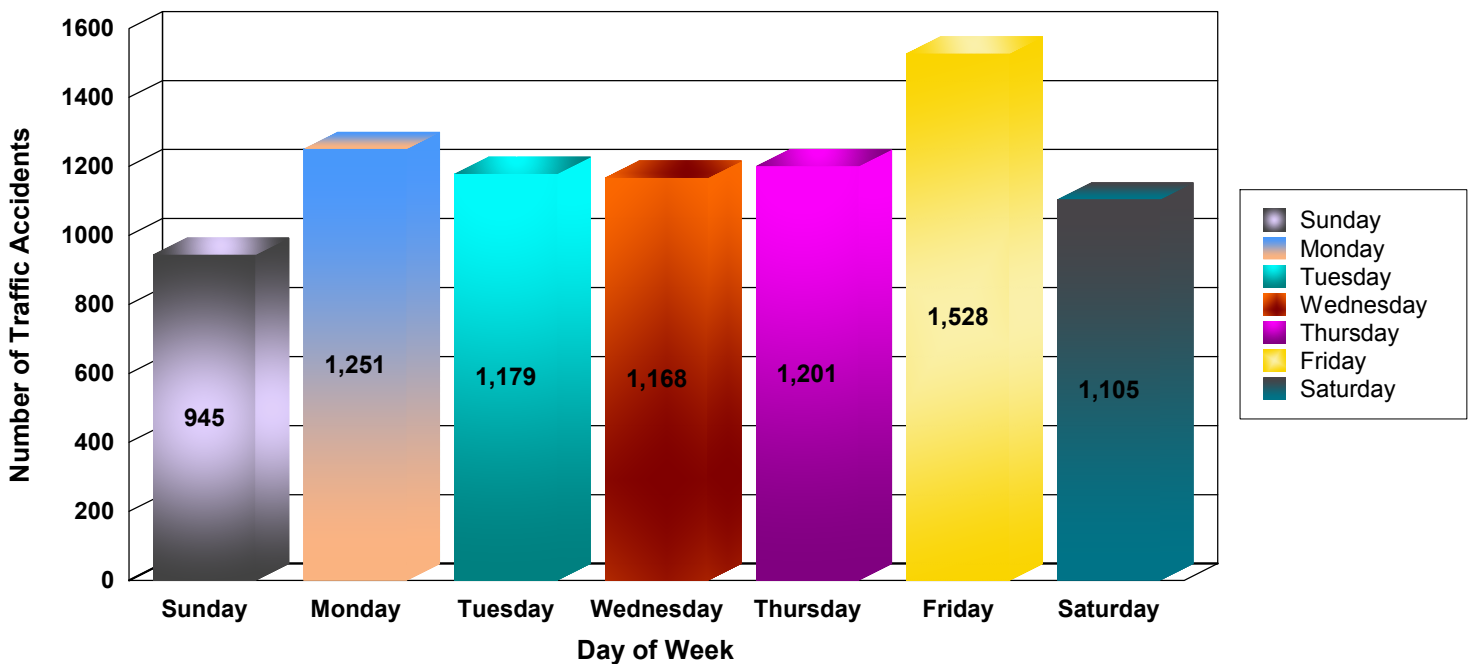
LAREDO  
**POLICE**  
DEPARTMENT

Date Range : 1/1/2012 to 12/31/2012

## Traffic Accidents By Month



## Number of Traffic Accidents by Day of Week



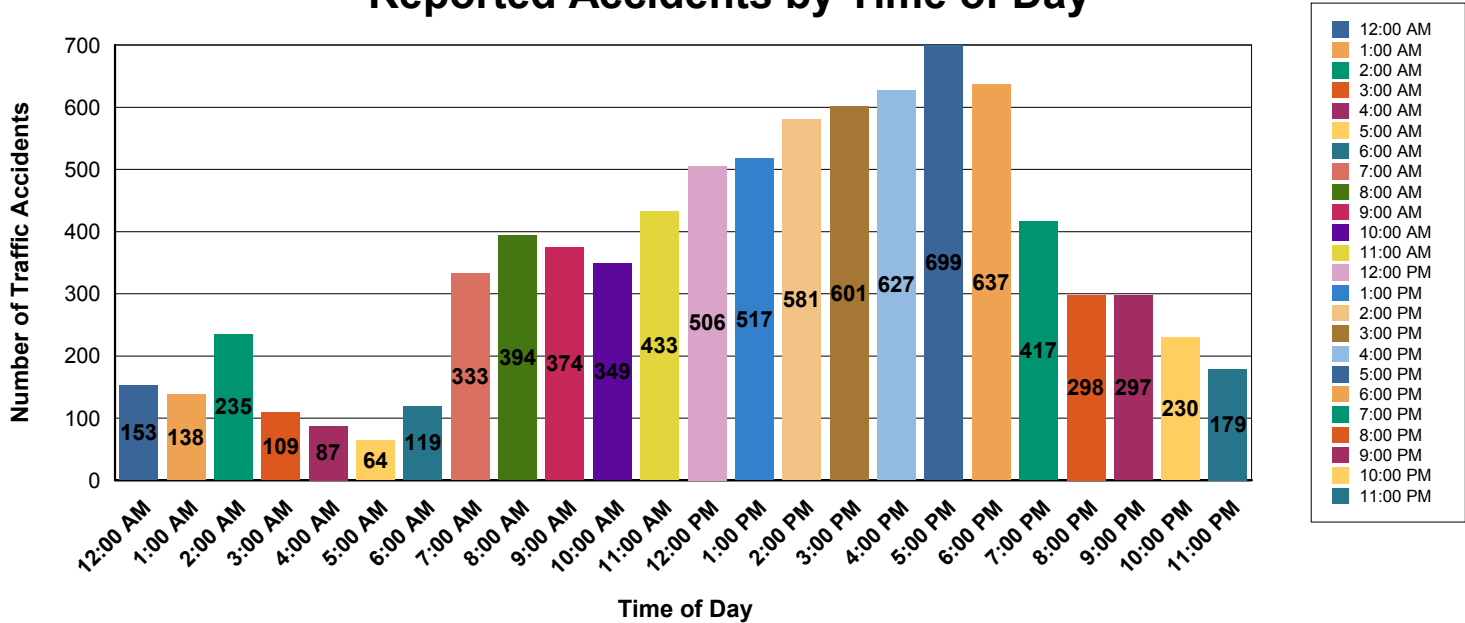


# Annual Traffic Accident Report for Year 2012

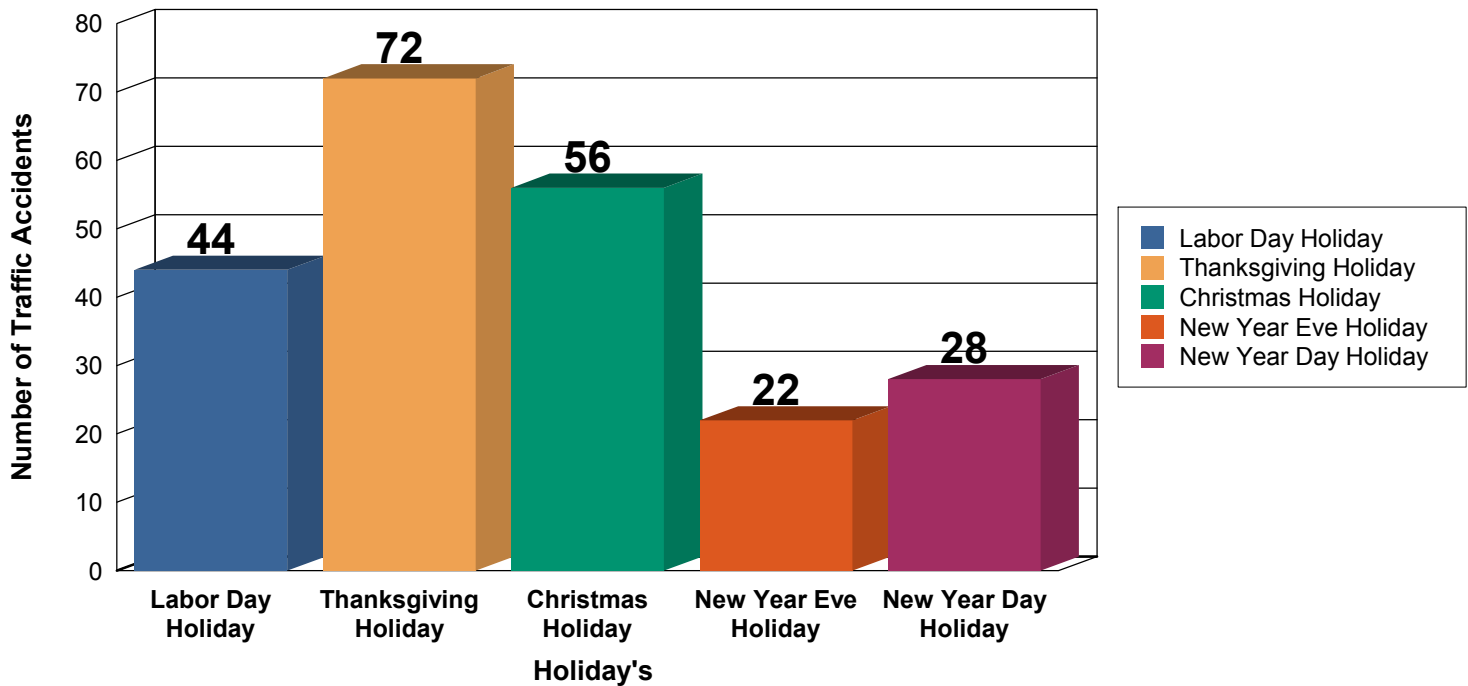


Date Range : 1/1/2012 to 12/31/2012

## Reported Accidents by Time of Day



## Traffic Accidents by Major Holiday's





# Annual Traffic Accident Report for Year 2012

LAREDO  
**POLICE**  
DEPARTMENT

Date Range : 1/1/2012 to 12/31/2012

## Fatalities During Major Holiday's

